

September  
2021

AS A NATURAL AND LIVING MATERIAL, WOOD IS MOVING DUE TO RELATIVE HUMIDITY (RH). THE WOOD SHRINKS IN DRY CONDITIONS AND IT EXPANDS IN HIGH RELATIVE HUMIDITY.

AN IMPORTANT ACCIDENTAL VARIATION OF ATMOSPHERIC CONDITIONS (TEMPERATURE & AIR MOISTURE CONTENT) COULD CAUSE SERIOUS IRREVERSIBLE DETERIORATION ON THE TIMBER FLOOR. THE APPLICATION OF EXCESSIVE AMOUNT OF WATER ON TIMBER FLOORING (REPEATED WASHING WITH AN AUTOMATIC MACHINE OR A MOP, LEAKAGE FROM THE ROOF, ETC.) WILL CAUSE SERIOUS DAMAGE. COMPLIANCE WITH OUR ROUTINE MAINTENANCE INSTRUCTIONS WILL ENSURE THAT LEVELS OF SPORTS PERFORMANCE, CLEANLINESS AND HYGIENE ARE MAINTAINED. THE MAINTENANCE PROCEDURE MUST CAREFULLY BE FOLLOWED. IF NOT, TARKETT SPORTS WILL DECLINE ALL POTENTIAL DAMAGES FOLLOWING A NON APPROPRIATE MAINTENANCE PROCEDURE.



After installation, ensure that the temperature is always maintained between 15 and 20°C Relative air rate moisture must be maintained between 40 and 60%.

## GENERAL ADVICES

Anyone using the sports surface must wear dedicated footwear, suitable and specific for practicing indoor sports. Dance shoes with metal parts on the sole are not allowed.

Around 80% of dust are coming from outside, doormats should be installed at the entrance of the sports hall which include :

- A rubber or brush mat to remove coarse dirt,
- A ribbed carpet mat to retain fine and damp dirt,
- A carpet mat to absorb residual moisture and dirt.



A minimum of 5 "foot sweeps" is recommended

Emco : [www.emco-bau.com](http://www.emco-bau.com)

## DAILY MANUAL MAINTENANCE

Remove dust and gravel by sweeping or vacuum cleaning.



## WEEKLY MECHANICAL MAINTENANCE

Minimum once a week, wash mechanically with an auto scrubber Rotowash B60 or equivalent equipped with flexible grey brushes.

Dilute the cleaning product (such as Tanex Trophy) by 1% (100 ml for 10 L) in the tank.

Dynatech (Werner et Mertz) : [www.wmprof.com](http://www.wmprof.com)

Rotowash : [www.rotowash.com](http://www.rotowash.com)



**Important: Please follow manufacturer's recommendations.**

If any doubts, please contact your local Tarkett Sports representative for further information.

May  
2021

## PERIODICAL MAINTENANCE

A periodical care can be done by using an auto scrubber Rotowash B60 or equivalent equipped with flexible grey brushes.

Dilute the cleaning product (such as Tanex Trophy) by 10% (100 cl for 10 L) in the tank and then rinse against the floor only with water.



**Important: Please follow manufacturer's recommendations.**

## STERILIZING

However, in light of the current climate, it may be necessary to expand upon the normal routines in order to provide even more hygienic precautions including the use of disinfectant cleaners.

There is quite a long list of products listed within approved chemicals, our selection is :

ECOLAB DIESIN MAXX / Ecolab / <https://en-fr.ecolab.com/>

APESIN COMBI DR / Werner & Mertz / <https://wmprof.com>



Those products are apply by using a mop.

If the frequency of use of disinfectant cleaner is high, Tarkett Sports recommends periodically rinsing with clean water.



**Important: Please follow manufacturer's recommendations.**

## STAIN REMOVAL

Spills should be wiped up quickly, by using a white clean cloth, before they have time to set, then clean the floor with clear water.

For stubborn stains on the floor (handball players resin for instance), spray Tanex Trophy (dilution 20%), let it work during 1 minute, rub with a piece of 3M pad red, flush with water and sweep with a white clean cloth.

## CAUTION, DO NOT USE

Benzene, toluol, acetone, tetrachlororoethene, thinner, oil wax or strong scouring powders.....



*The information given in this guide is provided for indicative purposes only. It is the result of our knowledge and our experience. It shall be taken as general maintenance instructions and cannot, by definition, incorporate the actual data for each installation. We therefore reserve the right to modify it at any time.*

*If any doubts, please contact your local Tarkett Sports representative for further information.*

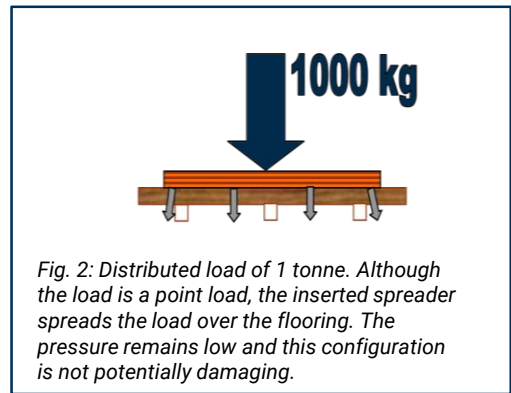
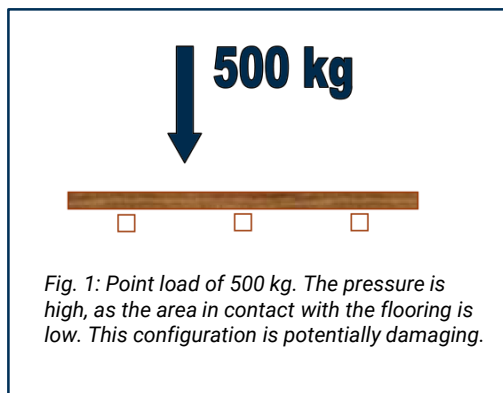
May  
2021

## LOAD CAPACITY

### Types of loads

Each timber floor has its own loading capacity. This loading capacity will depend on intrinsic (construction of the flooring, type of board, timber specie) and extrinsic factors (point loads or distributed loads).

- A point load is one that is applied to a small area of contact. This is typically the leg of an item of gymnastics equipment, the wheels of a mobile basket ball basket, or of a stand, etc. Generally, pressures are relatively high, and it is this type of loading that is particularly damaging for timber flooring. If the point load exceeds the permissible value given below, a spreader should be used to spread the load. It will, then, become a distributed load.
- A distributed load is applied through a spreader which spreads out the load. The load is generally applied over several of the battens supporting the floor. The pressure levels are thus lower and the load does not therefore cause damage.



## PERMISSIBLE LOADS

### Point loads – Recommendations

Type of flooring	Point Load	Minimum spacing between loads
Reflex M Evolution*	250 kg	500 mm
Proflex M *	250 kg	500 mm
Flexlock	300 kg	400 mm
Multiflex M	350 kg	300 mm

Table 1: Permissible point loads for the various systems.

\*For the Reflex M Evolution and Proflex M, strengthening can be provided to take loads in excess of the set limit. Please consult us.

If any doubts, please contact your local Tarkett Sports representative for further information.

May  
2021

**PERMISSIBLE LOADS**

Caution: Compliance with the point loads given in table 1 does not mean that the timber will not be left with a permanent indentation. We recommend the use of contact elements that do not make an indentation (polyurethane wheels for example), or of a timber spreader in the event of doubt.

In the case of heavy items of apparatus on wheels, their track can be protected as shown in figure 3.

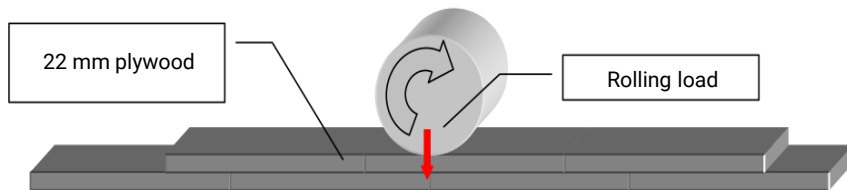


Figure 3: The wheel track can be protected with a single thickness timber spreader. Be careful not to damage the flooring with the plywood.

**Distributed load – Recommendations**

Type of flooring	Distributed Load*
Reflex M Evolution	1,000 kg
Proflex M	1,000 kg
Flexlock	1,000 kg
Multiflex M	1,200 kg

Table 2: Permissible distributed loads for the various systems.

\*The load shall be distributed by plywood spreaders minimum 600 x 600 mm and 22 mm thick.

**PROTECTION OF THE FLOORING DURING HEAVY NON-SPORTIVE EVENTS**

In order to protect the flooring during non-sportive events, like a fair, concert or ball, we recommend the use of Tarkett Sports Protectiles or Touchdown. Under the stage or a podium, we recommend also to protect floor with distributions plates.

*If any doubts, please contact your local Tarkett Sports representative for further information.*